



Participatory Demonstration and Evaluation of Potato (*Solanum tuberosum* L.) Varieties at Kellam and West Wollega Zones

Bilisuma Kabeto^{1*}, Hika Tesfa¹ and Demaksa Umer¹

¹Oromia Agricultural Research Institute, Haro Sabu Agricultural Research Center, Haro Sabu, Ethiopia.

*Corresponding author email id: bilisak@yahoo.com

Date of publication (dd/mm/yyyy): 05/11/2021

Abstract – Potato (*Solanum tuberosum* L.) is the world's most important root and tuber crop and it is important staple and cash crop in sub-Saharan Africa. However, the quality of potato seed used for production is very low, which affect the productivity and production. Selection of appropriate varieties and quality seed to be planted is the most important steps in boosting agricultural production; failures to do so would result in loss of yield or market acceptability of crops. To ensure this, demonstration of improved potato varieties was conducted in West and Kellam Wollega Zones of Oromia national regional state. Different participatory technology evaluations were employed to enable farmers to select the variety/varieties which fit their local conditions based on their own preference. The result obtained indicated that, the production of Belete variety can increase potato production by 56.26% and Gudane can increase potato production by 49.95% in Zones compared to the local practice. More importantly, farmers were enabled to select varieties based on their own criterion, accordingly, the direct matrix ranking indicated Belete variety as their first choice with the total percentage of 42.32%, Gudane and Local second and third with total percentage of 38.62% and 19.05% respectively. Besides, the profitability analysis indicated higher profit from Belete variety followed by Gudane. Therefore, based on the agronomic yield under farmers' management conditions and farmers' preference to the varieties, extension service providers and other concerned bodies should give attention to increasing the adoption of improved Belete and Gudane varieties in the target areas to boost potato production.

Keywords – Belete, Demonstration, Gudane, Pair Wise Ranking, Potato.

I. INTRODUCTION

Potato (*Solanum tuberosum* L.) is the world's most important root and tuber crop. It is grown in more than 125 countries and consumed almost daily by more than a billion people [10]. In 2005, the developing countries' share of global potato output stood at 52 percent, surpassing that of the developed world which was a remarkable achievement and developing countries are now the world's biggest potato producers and importers at the same time consumer demand is shifting from fresh tubers to processed product [7]. Over half of all production occurs in developing countries [4], with nearly 400 million tons produced worldwide every year, leading to stability in food supply and socio-economic impact [20]. Potatoes is important staple and cash crop in sub-Saharan Africa's highland zones, and Uganda is a major potato producer in the region with over 60 percent of the national crop [8]. Ethiopia is one of the principal potatoes producing countries in Africa and probably displays a unique position for having the highest potential area for cultivating potatoes. It is endowed with suitable climatic and edaphic condition for the production of high yield of potatoes [1]. Once harvested potato can be the used in variety of purposes: as fresh vegetables for cooking in the house, as raw material for the industries, and as feed for the animals [15]. However, in Ethiopia consumption of potato is limited to small chips making and cooking due to limited knowhow of the households [5].

In Ethiopia and Kenya the quality of potato seed used for production is very low, the outcome which is limited productivity below the potential [11; 5]. The major problems associated with potato production were; c-



-oncentration of potato cultivation in the highlands, unavailability and high cost of seed tubers and less quality seed, non-optimal agronomic practices, the prevalence of diseases and insect pests, and inadequate storage, transportation and marketing facilities [17]. Nowadays to remove the barriers associated with improved varieties and seed quality many improved potato varieties have been released by research centers and universities for production in Ethiopia. These improved potato varieties together with improved management proved to give three-to-four-fold yield advantage as compared to local varieties together with traditional production and management practices. Therefore, introduction and testing of improved potato technologies to specific areas involving farmers' participation will help identify best fit technologies to the existing production system that can ensure sustainable food [3]. Western part of Oromia, with suitable Agro ecology for Potato production is limited with the accessibility to improved variety and potato seed preparing mechanism. To reduce the barriers associated with potato production and helps farmers in accessing the technology and enhance the production of potato, a demonstration of potato technology with full package was conducted in West and Kellam Wollega Zones.

1.1. Objectives

- To demonstrate and evaluate the productivity and profitability of Potato under farmers' management practices.
- To bring synergy among researchers, Extension agents, farmers and other stake holders in deciding strategies of popularization of improved potato technologies.

To create awareness on potato production package.

II. METHODOLOGY

2.1. Description of the Study Area

Seyo

Seyo district is located in the South Western part of Kellam Wollega zone. Astronomically the district is located between $8^{\circ}12'-8^{\circ}44'$ N and $34^{\circ}41'-35^{\circ}00'$ E. The district generally lies within an altitudinal range of 1300-2000masl. The major rainy seasons in the district include spring (April-May), summer (June-August) and autumn (September-November).

L/Asabi District

The district is located in West Wollega Zone of Oromia national regional state at the distance of 23km to West of Zonal capital Ghimbi. Astronomically the district lies between the coordinate of $9^{\circ}5'0''$ N, $35^{\circ}50'0''$ E. The topography of the district is characterized by ups and down trains with the altitude range of 1500-1900masl. The agroecology of the district falls with the range of midland agroecology with annual average rainfall of $1737.5\text{mm year}^{-1}$.

2.2. Site and Farmers Selection

Two AGP-II beneficiary districts, one district from each zone (West and Kellam Wollega zones) were selected purposively based on being AGP-II beneficiary district, access to transport service and potato production potential. These districts were *L/Asabi and Seyo*. From each district, two representative model

kebeles were selected based on their potential for potato production and accessibility. The FRG (Farmer Research Group) was established in each operational kebeles. The FRG formed was gender inclusive (male, female and youth group). Before starting the field work, selection of experimental farmers was done in collaboration with researchers, extension agents and FRG members by taking in to consideration the farmers' interests and motivation, land ownership, and other important socio-economic aspects.

Table 1. Composition of FRG Member.

No	District	Kebeles	Number of FRGs	Member of FRGs		Trial farmers	
				Male	Female	Male	Female
1	Seyo	Tabor	2	20	12	5	1
		H/Karo	1	16	4	3	0
2	L/Asabi	A/Serdo	2	28	4	4	1
		G/Siban	1	14	6	3	0
Total			6	78	26	15	2
Percentage				75%	25%	88.24%	11.76%

2.3. Materials Used

Three varieties of potatoes namely *Belete*, *Gudane* and *Local* were used for this demonstration with recommended fertilizer rate of NPS 195 kg ha⁻¹ and Urea 165 kg ha⁻¹.

2.4. Field Design

The trial was carried out on selected farmer's fields in such a way that three varieties were planted side by side on equal sized plots of 10m x 10m with a gross area of 100m². Sowing was done with spacing of 75 cm between rows and 30cm between tubers.

2.5. Technology Evaluation and Demonstration Methods

Different methods were employed to create awareness and evaluate demonstrated Potato varieties. Among the method used training, different PRA tools like pair wise ranking, participatory technology demonstration and evaluation and direct matrix ranking were employed.

2.6. Method of Data Collection and Analysis

Data were collected through observation of the field, checklist and focused group discussion. The collected data were analyzed using SPSS version 22 and illustration figure were done using sigma plot version 10.

III. RESULT AND DISCUSSION

3.1. Yield Performance of Potato Varieties

The result obtained indicated that yield of Belete superiority over others varieties, this improved variety with improved management practices gave a tuber yield of 34.69ton ha⁻¹ followed by Gudane with magnitude of 33.29ton ha⁻¹ (figure 1). The local variety with improved management practices gave 22.2ton ha⁻¹. This is in line with the study of [19; 12; 9; 131; 1; 2] which reported Belete superiority over other varieties. The yield of Belete

was 26% lower than its potential yield. The yield advantage of Belete and Gudane over the local variety were 56.26% and 49.95% respectively. This could double the amount of potato production in West and Kellam Wollega Zones. The yield of Belete showed significant difference across the district, while Gudane and local showed no significant difference (figure 2). The biggest tuber size (cm plant^{-1}) was obtained from Belete variety, it was higher by 12.5% and 39.70% over Gudane and Local respectively (figure 3), coinciding with Jafar et al., 2020. The highest number of marketable tubers was obtained from Gudane variety with mean value of 13.92 followed by Belete and Local with magnitude of 11.91 and 10.35 respectively (figure 4). However, [12] reported higher number of marketable tuber for Gudane variety compared to other varieties. This difference could be attribute to the Agro ecological and soil fertility difference between the locations.

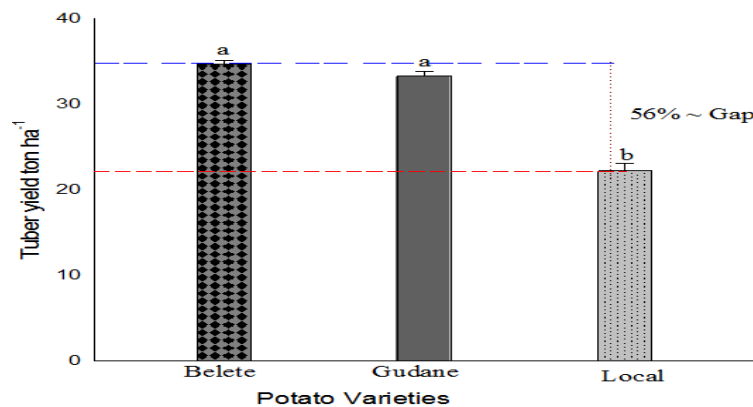


Fig. 1. Yield performance of demonstrated varieties. Each value was the mean yield obtained at 17 trial farmers. Different lower case denotes significant difference ($P < 0.05$) among varieties.

More importantly, extension gap was calculated based on [18], Extension gap = Demonstration yield – farmers practice yield

$$\text{Extension gap for Belete} = 34.69 \text{ ton ha}^{-1} - 22.2 \text{ ton ha}^{-1} = 12.49 \text{ ton ha}^{-1}.$$

$$\text{Extension gap for Gudane} = 33.29 \text{ ton ha}^{-1} - 22.2 \text{ ton ha}^{-1} = 11.09 \text{ ton ha}^{-1}.$$

The extension gap indicated that, there is huge gap between the two improved varieties (Belete and Gudane) with their full package compared to the local variety in this area. There is a little difference between the gap of Belete and Gudane, however compared to local variety there was huge gap. So that in order to minimize this huge gap of production tremendous extension activities needed.

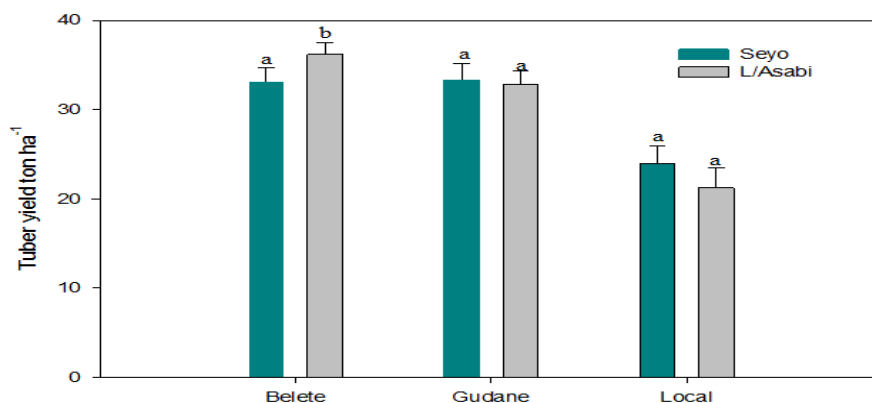


Fig. 2. Yield performance over location. Each value was the mean yield of tuber at 17 trial farmer's field. Different lower case denotes significant difference ($P < 0.05$) between the two locations of the same variety.

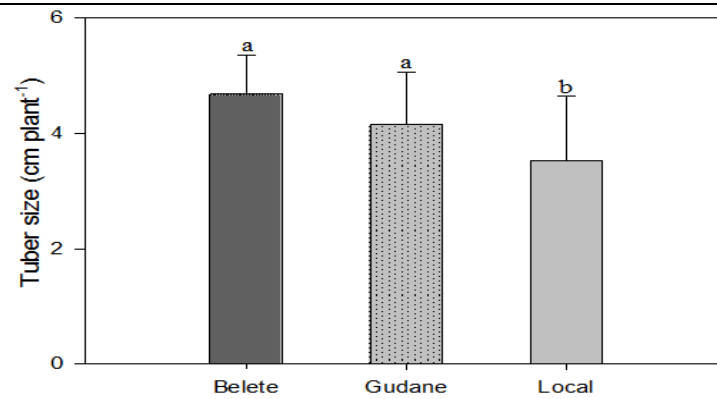


Fig. 3. Tuber size per plant. Each value was the mean yield obtained at 17 trial farmers. Different lower case denotes significant difference ($P < 0.05$) among varieties.

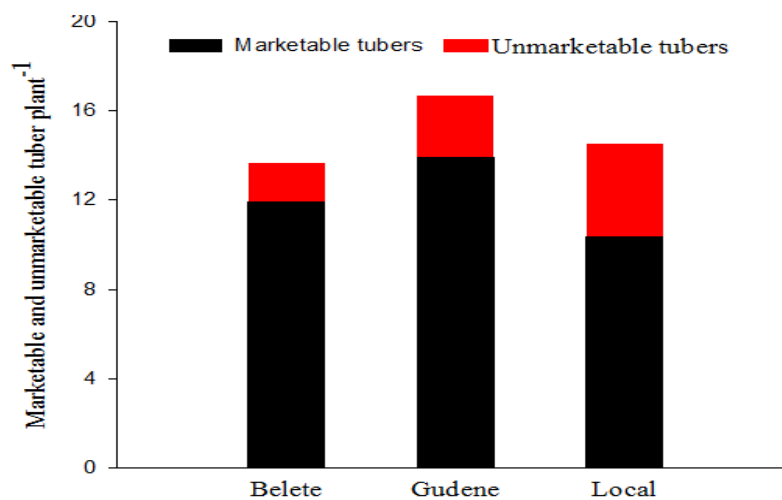


Fig. 4. Numbers of marketable and unmarketable tubers per plant. Each value was the mean yield obtained at 17 trial farmers.

3.2. Participatory Varietal Selection and Farmers' Preference of Variety Traits

One of the most important parts of this demonstration was evaluation, selection and preference of farmers to demonstrated potato varieties. Farmers were strongly inclined to their likeness and dis- likeness (preference) to improved agricultural technologies. This preference will help them to give up less favored variety/crop and adopt favored variety/crop. This will in turn help the breeders to develop the desired traits of particular crop, the outcome which enhancing the rate of adoption of technologies as well as reduce time and energy. Accordingly, different stakeholders participated on evaluation of these varieties at different time and selected the best trait of varieties according to their importance to them. Accordingly, a total of 126 (46 Female and 80 male) stakeholders evaluated and selected varieties based on their own criteria. These criterions were: -Tuber yield, Disease tolerance, Tuber size, Cooling quality, Marketability and Early maturity. The research conducted by [3] reported Belete superiority for its yield, disease and insect tolerance, maturity, cooking quality and adaptability. Again Belete variety was selected as top variety by stakeholder by their own criteria [16; 12; 14].

Table 2. Pair wise ranking of varieties.

Traits	TY	DT	TS	CQ	MR	EM	Frequency	Rank
TY	x	DT	TY	TY	TY	TY	4	2
DT		X	DT	DT	DT	DT	5	1



Traits	TY	DT	TS	CQ	MR	EM	Frequency	Rank
TS			X	CQ	MR	TS	1	5
CQ				X	MR	CQ	2	4
MR					X	MR	3	3
EM						X	-	

Note: TY = Tuber yield, DT = Disease tolerance, TS=Tuber size, CQ = Cooling quality, MR = Marketability, EM = Early maturity.

Table 3. Direct matrix ranking of varieties.

No	Criteria (N = 126)	Farmers Preference and ranking of potato Varieties		
		Belete	Gudane	Local
1	Disease Tolerance	71	55	-
2	Tuber yield	64	62	-
3	Tuber Size	67	59	-
4	Cooling Quality	41	35	50
5	Marketability	41	41	44
6	Early Maturity	36	40	50
	Total	320	292	144
	percentage	42.32%	38.62%	19.05%
	Rank	1	2	3

As shown in the above table farmers preferred and selected Belete variety as their first preference by all criteria of their choice followed by Gudane and local. Generally, farmers preferred and ranked Belete variety first with the total percentage of 42.32%, Gudane and Local second and third with total percentage of 38.62% and 19.05% respectively. Similarly, Belete variety was selected first for its tolerance to disease, higher yield over other six varieties according to the study conducted in Amhara region of Ethiopia [3] and Gudane was selected as the good cooking quality by the study conducted by [9]. Also reported the Belete variety was the best in terms of disease tolerance especially late blight disease [13].

Table 4. Profitability analysis.

No	Items	Description	Quantity	Variety		
				Belete	Gudane	Local
1	Average yield		-	346.85	330.29	221.81
2	Adjusted yield (-10%)			312.17	297.26	199.79
	Total revenue (gain)			156085	148630	99855
3	Seed cost		2ton	20000	16000	10000
4	Fertilizer cost in Kg	NPS	195Kg	3122.145	3122.145	3122.145
		Urea	165Kg	2428.305	2428.305	2428.305
		Total		5550.45	5550.45	5550.45



No	Items	Description	Quantity	Variety		
5	Land preparation	Oxen or tractor/ha		4000	4000	4000
6	Labor cost per day	Sowing	20	1000	1000	1000
		Hilling and Weeding	40	2000	2000	2000
		Harvesting and transportation	60	3000	3000	3000
		Chemical application	6	300	300	300
7	Cost of chemical	Ridomil gold (kg)	2.5	5000	5000	5000
8	Opportunity cost of land	hectare	1	4000	4000	4000
9	Total Cost			50400.9	46400.9	40400.9
10	Net benefit	TR-TC		105684.1	102229.1	59454.1

Note: Costs were in Ethiopian Currency (1 USD = 32.084 ETB) Computed in January 2020.

The net benefit that was gained from producing Belete variety was higher than the one that obtained from producing Gudane and local. The actual values obtained from each variety were 105684.1, 10229.1 and 68454.1 ETB for Belete, Gudane and Local respectively. This manifest that producing Belete variety makes more net benefit to farmers over Gudane and Local by the percent of 3.26% and 43.74% respectively.

IV. CONCLUSION

Demonstration of agricultural technology is among the important mechanism of enhancing adoption of agricultural technologies generated by agricultural research. To hasten this, we conducted the demonstration of the two top performed potato varieties for validation under farmers' management condition. The overall result obtained from this study revealed that the superiority of Belete variety over Gudane and local varieties in biological yield and farmers preference. Gudane variety showed strong attribute by the total number of marketable tubers. Generally, the research indicated that 56% of additional potato tubers can be put into farmers' food basket by production of Belete and Gudane varieties which are very important for reducing food insecurity in the study area dominated by cereal-based production. More importantly, to hasten the production and productivity of potato production in these areas tremendous extension activities are needed focusing on supply of quality seed to farmers, Package of potato production, methods of potato storage especially for seed, promotion of improved potato through leaflet; brochures, mass media and others extension tools, capacity building of public extension personal on package of potato production. Mover over this, the research is evidenced as the best crop for diversification of farmers' income with intended profitability. Therefore, this result implies that researchers, policymakers, extension service providers and other concerned bodies should be given attention to increasing the adoption of improved Belete and Gudane varieties supporting the recommendation of [6].

ACKNOWLEDGMENT

We appreciate the support of Oromia Agricultural Research Institute (IQQO) and Agricultural Growth Program II (AGP-II) through financing this study for betterment of our farmer's livelihood.

Declaration of Conflict of Interest

The Authors declare that they do not have any competing interest.

REFERENCES

- [1] Alo, S., & Geremew, D. (2021). Adaptability of Released Potato (*Solanum tuberosum* L.) Varieties at Masha and Chena, South western. Agriculture and Soil Science, 8(10), 4–8.
- [2] Besufekad A., Bekele, G., & Abate, M. (2019). Integrated evaluation of potato varieties in the highlands of Girar Jarso Woreda, North Shewa, Ethiopia. Journal of Plant Breeding and Crop Science, 11(4), 120–127. <https://doi.org/10.5897/jpbcs2018.0751>.
- [3] Asresie Hassen, Alemu Worku, Molla Tafere, Abel Ahmed, Seferew Dagnew, Yihenew G. Sellasie, D.M. and T.A. (2015). Best Fit Practice Manual for.
- [4] Devaux, A., Kromann, P., & Ortiz, O. (2014). Potatoes for sustainable global food security. Potato Research, 57(3–4), 185–199. <https://doi.org/10.1007/s11540-014-9265-1>
- [5] Emanu, B., & Nigussie, M. (2011). Potato value chain analysis and development in Ethiopia. 1–82.
- [6] Feleke, A., Regasa, G., & Muche, M. (2019). Factors influencing adoption of improved potato (Belete) variety: Evidence from Ethiopian smallholder farmers. Agraarteadus, 30(2), 85–92. <https://doi.org/10.15159/jas.19.17>
- [7] FAO, (2008a). International year of the book, Gender potato, Rome, Italy.
- [8] FAO, (2008b). International year of the book, FAO's Trade and Markets Division, 2.
- [9] Hailu, M., Abebe, S., & Fikre, D. (2020). Demonstration of Improved Potato Varieties At Koffele. 7(3), 45–52.
- [10] Helen Teshome. (2016). A review on potato (*Solanum tuberosum* L.) production situations in Ethiopia. Food Science and Quality Management, 57, 32–35.
- [11] Mumia, I. B., W. Muthomi, J., D. Narla, R., W. Nyongesa, M., & M. Olubayo, F. (2018). Seed Potato Production Practices and Quality of Farm Saved Seed Potato in Kiambu and Nyandarua Counties in Kenya. World Journal of Agricultural Research, 6(1), 20–30. <https://doi.org/10.12691/wjar-6-1-5>
- [12] Jafar, M., Degefa, G., Benti, G., & Wakgari, G. (2020). Participatory Variety Selection of Improved Potato (*Solanum tuberosum* L.) Varieties in Harari people regional state and eastern hararghe zone. Journal of Plant Sciences, 8(6), 208–213. <https://doi.org/10.11648/j.jps.20200806.13>
- [13] Kassaw, A., Abera, M., & Belete, E. (2021). The response of potato late blight to potato varieties and Fungicide Spraying Frequencies at Meket, Ethiopia. Cogent Food and Agriculture, 7(1). <https://doi.org/10.1080/23311932.2020.1870309>
- [14] Koleh, S. A., Halseth, D., Perry, K., De Jong, W., Tiruneh, F. M., & Wolfe, D. (2015). Identification of farmer priorities in potato production through participatory variety selection. American Journal of Potato Research, 92(6), 648–661. <https://doi.org/10.1007/s12230-015-9478-0>
- [15] Lupescu, M., & Zimmerman, J. (2015). Potatoes and potato products annual. In USDA Global Agricultural Information Network.
- [16] Merga, B., & Dechassa, N. (2019). Growth and productivity of different potato cultivars. Journal of Agricultural Science, 11(3), 528. <https://doi.org/10.5539/jas.v11n3p528>
- [17] MoA. (2018). Plant variety release, protection and seed quality control directorate. In Crop variety Register Issue number 21.
- [18] Singh, S., Sahu, A., & Kumari, A. R. (2019). Impact of front line demonstration on vegetable pea yield improvement in Eastern Uttar Pradesh. Journal of Agri Search, 6(02), 173–179. <https://doi.org/10.21921/jas.v6i02.15760>
- [19] Tessema, L., Mohammed, W., & Abebe, T. (2020). Evaluation of potato (*Solanum tuberosum* L.) varieties for yield and some agronomic Traits. Open Agriculture, 5(1), 63–74. <https://doi.org/10.1515/opag-2020-0006>.
- [20] Halterman, D., Guenther, J., Collinge S., Butler, N., and Douches, D. (2020). Biotech potatoes in the 21st Century: 20 years since the first Biotech Potato, Am. J. Potato Res.

AUTHOR'S PROFILE

First Author

Bilisuma Kabeto, Oromia Agricultural Research Institute, Haro Sabu Agricultural Research Center, Haro Sabu, Ethiopia.

Second Author

Hika Tesfa, Oromia Agricultural Research Institute, Haro Sabu Agricultural Research Center, Haro Sabu, Ethiopia.

Third Author

Demaksa Umer, Oromia Agricultural Research Institute, Haro Sabu Agricultural Research Center, Haro Sabu, Ethiopia.